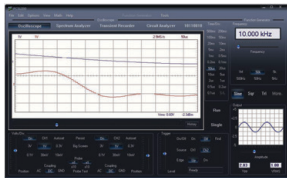




USB PC OSCILLOSCOPE AND SIGNAL GENERATOR

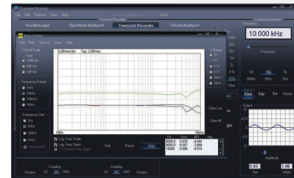
Component: PCSU200



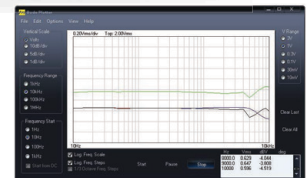
oscilloscope



spectrum analyser



transient recorder



bode Plotter

Pocket size PC oscilloscope and function generator.
This small box contains a world of measuring tools!
From generating signals to a powerful 2 channel oscilloscope and a handy bode plot function.
No need for a power supply since the unit is powered over USB.

- function generator:
 - standard waveforms: sine, square and triangle
 - predefined library waveforms included: sine(x)/x, sweep, ...
 - automated signal setup using file or external input
 - amplitude range: 200mVpp to 8Vpp @ 1KHz// no load
 - output impedance: 50ohm
 - frequency range: 1MHz for sine wave, others 500KHz
- oscilloscope:
 - bandwidth: two channels from DC to 12 MHz \pm 3dB
 - input impedance: 1 Mohm / 30pF
 - time base: 0.1 μ s to 500ms per division
 - record length: 4K samples / channel
- transient recorder:
 - timescale: 20ms/Div to 2000s/Div
 - max record time: 9.4hour/screen
 - max. number of samples: 100/s
 - min. number of samples: 1 sample/20s
- bode Plotter:
 - automated sync between oscilloscope and generator
 - frequency range: 1KHz , 10KHz, 100KHz, 500KHz
 - Frequency start: 1Hz,10Hz, 100Hz, 1KHz, 10KHz, 100KHz
- spectrum analyser:
 - frequency range: 0 .. 120Hz to 12MHz
 - FFT resolution: 2048 lines



Search product

THE SOFTWARE CAN BE DOWNLOADED FROM OUR WEBSITE
CHECK THE DEMO MODE !
A DLL FOR OWN DEVELOPMENT IS AVAILABLE

www.velleman.eu

Specifications

- general:
 - markers for: amplitude/voltage and frequency/time
 - input coupling: DC, AC and GND
 - 8 bit resolution
 - voltage range: 10mV, 30mV, 0.1V, 0.3V, 1V, 3V
 - supply from USB port (500mA), cable included
 - Sampling max 25MHz
 - Maximum input 30V (AC+DC)
 - Storage of data and screens
 - dimensions: 100 x 100 x 35mm / 3.9 x 3.9 x 1.4"
- minimum system requirements:
 - Windows™ XP, Vista, 7 *
 - free USB port 1.1 or 2.0

