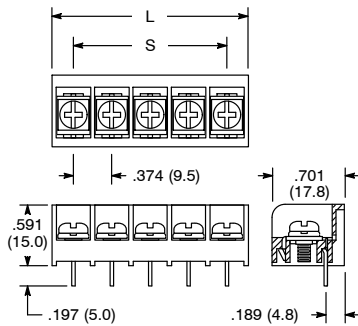


# BARRIER TYPE TERMINAL BLOCKS

## 25-B300 Series Tri-Barrier PC Mount



Note:  $L = .374 (9.5) \times (P-1) + .421 (10.7)$   
 $S = .374 (9.5) \times (P-1)$

Pitch: 9.5mm

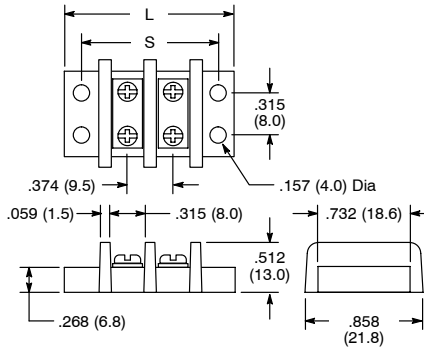
### Specifications

Approval	
Rated Voltage	300V
Rated Current	25A
Solid Wire (AWG)	22 - 12
Stranded Wire (AWG/mm <sup>2</sup> )	22 - 12
Torque (Kg-cm)	13.8
Screw Type	#6-32

### Ordering Information

Number of Poles	NTE Part Number
02	25-B300-02
03	25-B300-03
04	25-B300-04
06	25-B300-06
08	25-B300-08
10	25-B300-10
12	25-B300-12

## 25-B500 Series Dual Row Panel Mount



Note:  $L = .374 (9.5) \times (P+1) + .295 (7.5)$   
 $S = .374 (9.5) \times P + .020 (0.5)$

Pitch: 9.5mm

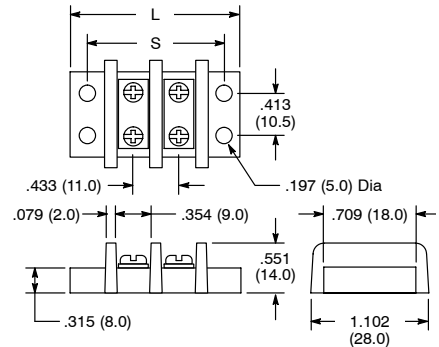
### Specifications

Approval	
Rated Voltage	300V
Rated Current	20A
Solid Wire (AWG)	22 - 14
Stranded Wire (AWG/mm <sup>2</sup> )	22 - 14
Torque (in-lb)	12
Screw Type	M3.5

### Ordering Information

Number of Poles	NTE Part Number	Number of Poles	NTE Part Number
02	25-B500-02	11	25-B500-11
03	25-B500-03	12	25-B500-12
04	25-B500-04	14	25-B500-14
05	25-B500-05	15	25-B500-15
06	25-B500-06	16	25-B500-16
07	25-B500-07	18	25-B500-18
08	25-B500-08	20	25-B500-20
09	25-B500-09	22	25-B500-22
10	25-B500-10	24	25-B500-24

## 25-B600 Series Dual Row Panel Mount



Note:  $L = .433 (11.0) \times (P+1) + .315 (8.0)$   
 $S = .433 (11.0) \times P + .413 (10.5)$

Pitch: 11mm

### Specifications

Approval	
Rated Voltage	300V
Rated Current	25A
Solid Wire (AWG)	22 - 12
Stranded Wire (AWG/mm <sup>2</sup> )	22 - 12
Torque (in-lb)	12
Screw Type	M3.5

### Ordering Information

Number of Poles	NTE Part Number	Number of Poles	NTE Part Number
02	25-B600-02	12	25-B600-12
03	25-B600-03	14	25-B600-14
04	25-B600-04	15	25-B600-15
05	25-B600-05	16	25-B600-16
06	25-B600-06	20	25-B600-20
07	25-B600-07	22	25-B600-22
08	25-B600-08	24	25-B600-24
09	25-B600-09		
10	25-B600-10		