

SINGLE-PHASE SILICON BRIDGE RECTIFIER

VOLTAGE RANGE 50 to 1000 Volts CURRENT 25 Amperes

FEATURES

- * Superior thermal desing
- * 300 amperes surge rating
- * 1/4" universal faston terminal
- * Hole thru for # 8 screw

MECHANICAL DATA

- * UL listed the recognized component directory, file #E94233
- * Epoxy: Device has UL flammability classification 94V-O



BR-25



BR-25W

MAXIMUM RATINGS AND ELECTRICAL CHARACTERISTICS

Ratings at 25 °C ambient temperature unless otherwise specified.
 Single phase, half wave, 60 Hz, resistive or inductive load.
 For capacitive load, derate current by 20%.

MAXIMUM RATINGS (At TA = 25°C unless otherwise noted)

RATINGS	SYMBOL	BR2505	BR251	BR152	BR254	BR256	BR258	BR2510	UNITS
Maximum Recurrent Peak Reverse Voltage	VRRM	50	100	200	400	600	800	1000	Volts
Maximum RMS Bridge Input Voltage	VRMS	35	70	140	280	420	560	700	Volts
Maximum DC Blocking Voltage	VDC	50	100	200	400	600	800	1000	Volts
Maximum Average Forward Rectified Output Current at Tc = 55°C	Io	25							Amps
Peak Forward Surge Current 8.3 ms single half sine-wave superimposed on rated load (JEDEC method)	IFSM	300							Amps
Typical Thermal Resistance from junction to case	RθJC	4							°C/W
Typical Thermal Resistance from junction to ambient	RθJA	22							°C/W
Operating and Storage Temperature Range	TJ,TSTG	-55 to + 150							°C

ELECTRICAL CHARACTERISTICS (At TA = 25°C unless otherwise noted)

CHARACTERISTICS	SYMBOL	BR2505	BR251	BR252	BR254	BR256	BR258	BR2510	UNITS
Maximum Forward Voltage Drop per element at 12.5A DC	VF	1.1							Volts
Maximum Reverse Current at Rated	@TA = 25°C	5.0							uAmps
	DC Blocking Voltage per element	@Tc = 100°C	0.5						

NOTE:1. Suffix "W" for wire type

2. "Fully ROHS compliant", "100% Sn plating (Pb-free)".

RATING AND CHARACTERISTIC CURVES (BR2505 THRU BR2510)

FIG. 1 - MAXIMUM NON-REPETITIVE FORWARD SURGE CURRENT

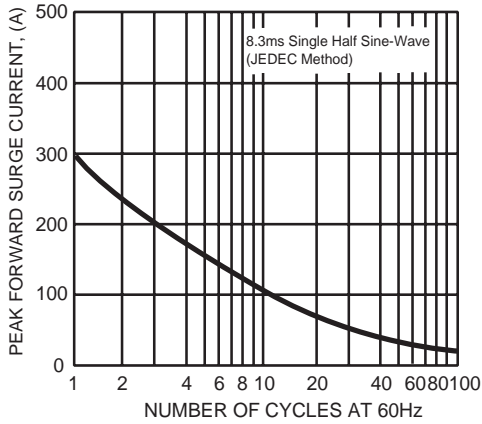


FIG. 2 - TYPICAL FORWARD CURRENT DERATING CURVE

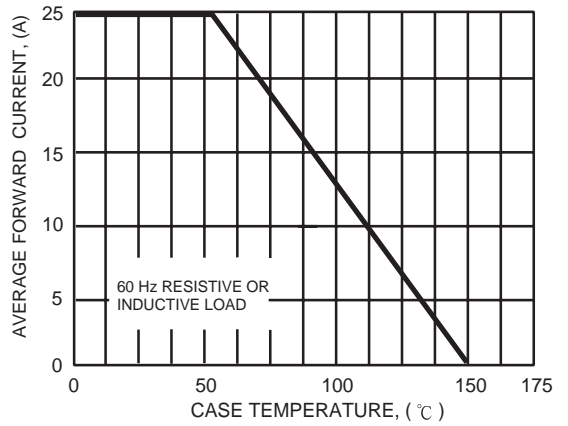


FIG. 3 - TYPICAL INSTANTANEOUS FORWARD CHARACTERISTICS

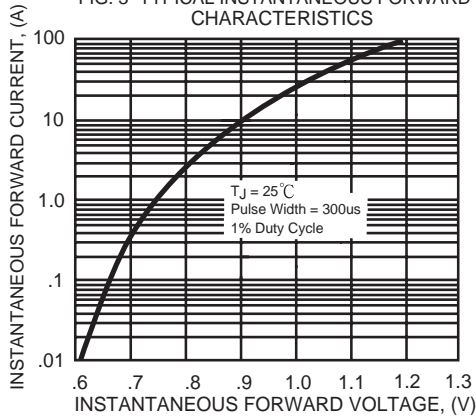


FIG. 4 - TYPICAL REVERSE CHARACTERISTICS

